



ABFF is Looking Forward to Autumn

Aguabonita Flyfishers Resuming In-Person Meetings in October

The Aguabonita Flyfishers will begin in-person meetings starting with the first Tuesday in October at the United Methodist Church Social Hall. The September meeting will still be via zoom. The church is committed to keeping church members as well as users of church facilities safe from COVID-19 infection.

COVID-19 protocols we will need to follow as a condition for our use of the facility.

- * For indoor meetings, all persons are asked to wear a mask (with very limited exceptions: children under the age of 2, a medical condition, hearing impaired requiring visibility of mouth). **No masks required outdoors.**
- * Having food and snacks is allowed **but do all eating outside**
- * Social Distancing is not required indoors or outdoors. However, be respectful of those who still desire to socially distance.
- * Physical contact (handshakes and hugs) allowed both outdoors and indoors. However, be respectful of those who desire to refrain from contact.
- * Continue to practice good health practices such as hand washing as necessary and abstaining from attending if sick.
- * As much as possible ventilate the meeting room. This may mean meeting with the door open or once the meeting is over, leaving the door open for several minutes before the last person leaves, closes and locks door.

The Church's expectation is that we are responsible for communicating and upholding these protocols for all who attend Aguabonita meetings at the Church. The Church leadership will assess and update these protocols as needed in the coming months. The church welcomes us to the facility and views our presence as a positive contribution to the community.

Craig Porter (Aguabonita Flyfishers POC with United Methodist Church Ridgecrest)

Contents this Issue

Pg 1 Looking Forward
 Pg 2-3 Leader's Line/Round the Bend
 Pg 4 "Windless" Picnic BBQ
 Pg 5 Equipment
 Pg 6 Membership / On the Hook
 Pg 7 Fund Raising Items
 Pg 8 Mt. Whitney BBQ Fund Raiser
 Pg 9 Cal DFG Correspondence -TIC
 Pg 10 SWCFFI Channel Islands Trip
 Pg 11 Facebook Page Snapshots

Pg 12 ABFF Website Archive
 Pg 13 Car Top Caddis
 Pg 14-15 Hook Removal Tips
 Pg 16 Flyline Funnies
 Pg 17 Officers and Meetings
 Pg 18 Editor's Spool
 Pg 19 In the Background
 Pg 20 Sept Calendar of Events
 Pg 21 Membership Application
 Pg 22 Cover

Special Reminder


Invite your friends and prospective ABFF members to join our monthly Zoom presentations.

—See Page 15—

**Invite your friends
to join**

The Leader's Line

President of Aguabonita Fly Fishers: **Karl Zellner**



I hope you all enjoyed our Windless Picnic and got to enjoy our hobby this summer. We missed the picnic since we were trying to beat the smoke season on a trailer trip to Colorado and Wyoming, after fishing with Lew at Saltery Lake Lodge in Alaska. Luckily, Theresa and I only encountered smoke on the way home.

I fished the Arkansas River (2000 mi long) for a few hours during a layover in Buena Vista and learned that section is a white-water area. The head waters near Leadville or lower section by Salida, Granite, and Canon City are better fishing.



Next, we fished the Dream Stream section (between Spinney and Eleven Mile Reservoirs) of the South Platte with my nephew and his wife, who fish there often. The fishing was very slow for a “dream stream”, so my surmise is that when the water is warm the fish take a vacation to thermal refuge in the lower lake, as all three of us previously had excellent success and during this later trip other anglers did not do well either. Hopefully, my experience on this trip will be helpful to you in planning a future trip to similar streams.

Finally, I fished the Hams Fork between reservoirs and caught a large Rainbow in five minutes and a smaller rainbow immediately there after, but it was downhill after that. I encountered the same phenomena of fewer fish later in the year as compared to earlier trips just like at the South Platte, thus cementing my conclusions on fishing between reservoirs during mid-summer. The catching was not good, but good fishing is only a bonus added to the awesome beauty of Colorado and Wyoming.



Please invite a prospective member to our Zoom presentations.

The Leader's Line (continued from page 2)



Up Around The Bend

Vice President - Programs: **Justin Byrne**

Our tentative 2021 schedule for upcoming general meeting speakers and events is listed below:

Aug 6th - "Windless Picnic" at Oscar's House

Sept 7th - TBD

If you have suggestions for future speakers or you would like to do a club presentation yourself, please drop me a line and we'll discuss it further.

You can contact me, Justin Byrne, at (760) - 301 - 2594 or email me at : masonry-blood@gmail.com

2021 Annual "Windless" BBQ Picnic

A big thank you to all who helped with the amazingly enjoyable Windless Picnic BBQ this August. The Aguabonita Flyfishers want to thank all who helped make it possible. An especially big Kudo to Oscar for providing his home and to Rachael and Justin for being our hosts, organizers, setup crew and cleanup crew. Of course, it goes without saying, Kudos to the usual Aguabonita support team who provided the meat, buns, condiments, lettuce and tomatoes, water, charcoal, tables, chairs, napkins, and cups. By the way, the salads, sides, and deserts were exceptional this year. The BBQ was a result of everyone pitching in. The event itself was very pleasant, good conversation with folks we haven't visited with for some time. If you missed it, you missed a good one.

Craig Porter (On behalf of the Aguabonita Board)

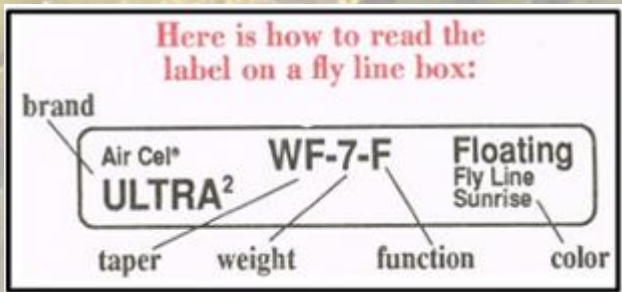




Equipment Checkout

Club Equipment: Lew Albright

To check out club equipment contact Lew Albright at 760-793-5225. Let him know when you want to meet him at the club equipment, library and classroom at 231 Station St. Don't forget there is a \$5 fee to check out equipment. If the equipment gets damaged please let Lew know so that it can be repaired or replaced.



Tapers	Function
WF Weight Forward	F Float
DT Double Taper	S Sink
L Level	F/S Floating/Sinking

Weight Based on the first 30 ft. of line, Weights range from 1 to 15. Lower numbers indicate lighter lines.

A General Guide for Tippets & Leaders

Flyline Size	Leader butt Diam.
4 & 5 wt.	.022" or .023"
6 & 7 wt.	.024" or .027"
8 & 9 wt.	.026" or .027"

Ref: Dec 2005 Aguabonita Flyline, page 7
 "Tippets and Leaders...A General Guide",
 Dusty Sprague, FFF Board of Governor, Member of Pikes Peak Flyfishers

	<u>Rods</u>	<u>Description</u>		<u>Reels</u>	<u>Flyline</u>
1	ST Croix	9' 5/6wt 3pc	1	STH	WF 10 F/S
2	ST Croix	9' 3wt 2pc	2	Cortland ltd	DT6F
3	ST Croix	9' 8/9wt 2pc	3	Cortland cmll	DT7F
4	ST Croix	9' 9/10wt 2pc	4	Cortland Rimfly	WF6F
5	ST Croix	9 1/2 7/8wt 2pc	5	Cortland Rimfly	DT6F
6	Winston	8' 6" 6wt 3pc	6	Cortland Rimfly	DT3F
7	Winston	7' 10" 4wt	7	Cortland Rimfly	DT6F
8	Winston	9' 8wt 4pc	8	Cortland Rimfly	DT3F
9	Fisher	8' 6" 5/6wt 4pc	9	Cortland Rimfly	DT6F
10	Fisher	8' 6" 3/4wt 2pc	10	Medalist	WF6 F/S
11	Fisher	9' 6" 7/8wt 2pc	11	Medalist 1495	DT7F
12	Fisher	8' 6/7wt 2pc	12	Okuma	WF9F
13	Fisher	8' 6" 5/6 4pc	13	Okuma	WF8F
14	Sage	9' 4wt 4pc	14	Okuma	WF8F
15	Sage	9' 7/8wt 2pc	15	Okuma spool	DT7F
16	Sage	9' 5wt 2pc	16	Cortland 60	DT4F
17	Sage	9' 6" 9wt 2pc	17	Cortland ltd 80	WF6 F/S
18	Ferwick	7' 10" 5wt 7pc	18	System one	WF6F
19	Ferwick	9' 10wt 2pc	19	Berkley	DT2F
20	Ferwick	8' 6" 7-9wt 2pc	20	Cortland	WF6F
21	Ferwick	7' 6" 5wt 2pc	21	Cortland ii	DT6F
22	Ferwick	6' 5/6wt 2pc			
23	Ferwick	9' 9wt 2pc			
24	Ferwick	7' 6" 6wt 2pc			
25	Ferwick	9' 6" 6-8wt 2pc			
26	Ferwick	8' 6" 7wt 2pc			
27	Cortland	8' 5wt 2pc			
28	G.Loomis	8' 3wt 2pc			
29	G.Loomis	9' 4wt 4pc			
30	G.Loomis	9' 4wt 4pc			
31	Cabelal's	9' 6wt 4pc			

<u>Tippet</u>	<u>Xcode</u>	<u>Hook size</u>
.003"	8X	24,26,28
.004"	7X	20,22,24,26
.005"	6X	16,18,20,22
.006"	5X	14,16,18
.007"	4X	12,14,16
.008"	3X	10,12,14
.009"	2X	6,8,10
.010"	1X	4,6,8
.011"	0X	1/0,2,4

Two members still need to renew for 2021!!!

Our current membership total is 85 if we count the two 2020 members who still have not paid their 2021 dues. YOU KNOW WHO YOU ARE! We can even take an "I Owe You" if you would just respond. There were no new members added during July/August.

Invite your friends to join. Have them fill out the membership form on page 20 and return to: **Aguabonita Flyfishers, Membership, P.O. Box 2059, Ridgecrest, CA 93556-**

2021 Membership Stats

New members	0
Cancelled	3
Renewals not received	2
Total membership	85
(8 / 10 / 2021)	

Most Recent New Member

Jeff Geyer

Individual membership	\$35.00
Family membership (residing in same household)	\$45.00
Youth membership	\$10.00
One time initiation fee	\$10.00



On the Hook : Casting for Recovery, Southern California

Oscar Felsen

Help is needed to support CFR, SoCal to hold Casting for Recovery retreats in 2021

CFR is planning on holding two retreats in 2021. The first will be Sept. 6-8, 2021 at Cedar Lake Camp at Big Bear Lake, CA. The second retreat will be held Oct. 15- 17, 2021 at Wonder Valley Ranch Resort, Sanger, CA.

"Expertly tied Flies donated by Aguabonita Flyfisher members will be a beautiful and welcomed addition to CFR participant fly boxes."

Help is needed filing the Casting for Recovery fly boxes. When you are doing your own fly boxes do a few extra flies for CFR. When you do, bring them to a tying session and we will get them to CFR for their next outing. Thank you.

Oscar Felsen. Club Member.

Fund Raiser Item : Fly box with 3 doz. flies

Donated by : Don Heyden (Current ABFF member)



Background/Bio: Don Heyden Don Heyden has been donating fly boxes to fishing related organizations including: National, TU, ID Expo and Aguabonita Flyfishers. He now lives in Bozeman Montana, but he always remembers his Ridgecrest roots by donating a fly box to ABFF's annual banquet. Since this year's banquet has been cancelled due to Covid, an alternative fund raising method has been set up. For more information on how to support this year's ABFF fund raiser while adding a box of dynamite flies to your fly fishing arsenal contact.



Flies in fly box. Expand viewer for close-up look.

Plastic Fly box (made in Denmark) 4 in x 7.5 in flat foam left side, corrugated foam right side.

Fund Raiser Item : Framed 1904 Golden Trout painting of a Soda Creek Golden Trout, *Salmo whitei* (Evermann) by artist Charles Bradford Hudson

Donated by : Gary Davis , Framing by Paula Walke



Note: Print is conservation framed.

(Acid free matting board, UV filtering glass, etc.)

Framed print is on display at the clubhouse (231 Station Street). Stop by during the fly tying session on first Saturday following first Tuesday's general meeting from 9 am to noon to take a look !

Friends of the Mt. Whitney Fish Hatchery

Lloyd Smith, Club Liaison

MT. WHITNEY FISH HATCHERY ANNUAL BBQ

The Friends of the Mt. Whitney Fish Hatchery will be holding their annual BBQ on Saturday, 21 August, starting at 5:00 PM at the hatchery. Good food, good music, good people supporting a good cause, all in the shade of the large trees while gazing over the pond full of trout. Don't get any better than that! The cost is \$15.00 each (plus for beer, wine and raffles). Tickets available at the gate! Save the date!! Don't be late !!!



Photo by Lloyd Smith

Note: Gary Davis is acknowledged for his framing donations for their raffle.



Photo by Don Bowling

California Department of Fish & Game
Truck No. 1



May 2011 Flyline

© MWFH Historical Archives

Mt. Whitney Hatchery, "The Early Days"

Correspondence: Julia Cherenzia




From: Cherenzia, Julia@Wildlife

Sent: Friday, May 21, 2021 11:51 AM

To: Lew

Cc: Erdman, James@Wildlife

Subject: RE: Fish Stocking



Hi Lew,

I'm glad to hear from you! I hope you are doing well. I am very happily vaccinated and looking forward to returning to **normal TIC programming next year!**

My FIC events are slowly beginning to reopen. Mule Days, Trout Fest, and the Snowcreek Fishing Festival are all cancelled for this year. I do have some other fun events coming up this summer though! There will be a **fishing event held at Cardinal Village on July 24th**, the **Bridgeport Twin Lakes Fish Fest on July 30th-31st**, and the **Tri-County Fair September 3rd-5th**. If you or any of your club members are interested in volunteering, your help and expertise would be greatly appreciated! Please let me know if you think anyone might be interested or if you have any questions.

I have cc'd Jim Erdman because he might know the answer to your stocking questions.

Kind Regards,

Julia Cherenzia

Fish and Wildlife Interpreter

California Department of Fish and Wildlife

Inland Deserts Region

Bishop Field Office

787 North Main Street

Bishop, CA 93514

julia.swanson@wildlife.ca.gov

Cell: (760) 628-5244



WANT TO CATCH

SOME NEW SPECIES?

CHANNEL ISLAND
FLY FISHING EVENTS!

DATES:
July 31 - 1 spot open
August 31 (Tues)
October 30 (Sat)



LIMITED LOAD:
Anglers - trip is limited to
six (6) anglers and the host.

COST:
250.00 per person

CONTACT:
Michael Schweit
SpecialProjects@swcffi.org
818-601-9702

Aguabonita Flyfishers Facebook Page - Snapshots

Facebook Admins: Dave Calvert, Jim Hoover



Aguabonita Flyfishers

Private group · 42 members



+ Invite



Aguabonita Flyfishers Facebook Group now has 42 Members !!!

To join the group click on the link or contact Dave Calvert, Jim Hoover, or Karl Zellner for more info.

Dear Fly Fishing Friends,

You are invited to visit, use and share a new private Facebook group at

<https://www.facebook.com/groups/429039391645519> .

CTRL + click to follow link

Check out the Flyline Newsletter Archive



- Home
- About
- Education
- Outreach
- Calendar
- Membership
- Links
- Contact

- Meetings
- Board Members/Club Officers
- Club Awards
- Newsletter Archive**



Scholars have long known that fishing eventually turns men into philosophers. Unfortunately, it is almost impossible to buy decent tackle on a philosopher's salary. — Patrick McManus

Newsletter Archive

Have you missed an issue of "The Flyline" newsletter? Did you misplace the one you had?

Now you can download the current issue plus any of the back issues, all in one convenient location.

2016	2015	2014	2013	2012	2011		
JANUARY	JANUARY	JANUARY	JANUARY	JANUARY	JANUARY	JANUARY	JANUARY
FEBRUARY	FEBRUARY	FEBRUARY	FEBRUARY	FEBRUARY	FEBRUARY	FEBRUARY	FEBRUARY
MARCH	MARCH	MARCH	MARCH	MARCH	MARCH	MARCH	MARCH
APRIL	APRIL	APRIL	APRIL	APRIL	APRIL	APRIL	APRIL
MAY	MAY	MAY	MAY	MAY	MAY	MAY	MAY

<https://www.aguabonitaflyfishers.org/newsletter-archive>

CTRL + click to follow link

On The Hook : Fly Pattern – Car Top Caddis - (From the Flyline Archives - June 1991)

Here is a quick and simple Caddis pattern that could be tied (“On Car Top”) at streamside parking lot.. The design uses minimal materials and can be tied over a wide range of sizes., including very small “Hot Creek” flies. It may require a bit of practice to find the optimum quantity and length of Elk Hair for a given size fly.

Fly Pattern Worksheet

Name: Car Top Caddis

Date:

Type of insect: Caddis

Tied by: Darwin Atkin

Hook: 94840, Sizes: #16 - #24

History of Fly:

Thread: Flymaster (color-match body) Tail:

Body: Black, Olive, Brown, etc.

Abdomen:

Ribbing: Thread

Underwing:

Legs:

Wing: Elk Hair

Wing Case:

Hackle:

Antennae/Feelers:

Thorax:

Head:

1



Wrap on thread base. Tie on Elk Hair with tips aft.

(Need to set length of Elk Hair so to end up with proper wing length.)

2



Wrap thread back and forth over Elk Hair to form body.

End up with thread at aft end of body.

3



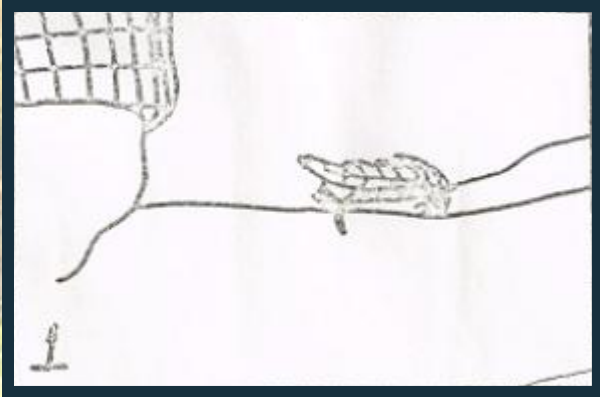
Pull Elk Hair forward and rib with thread.

4

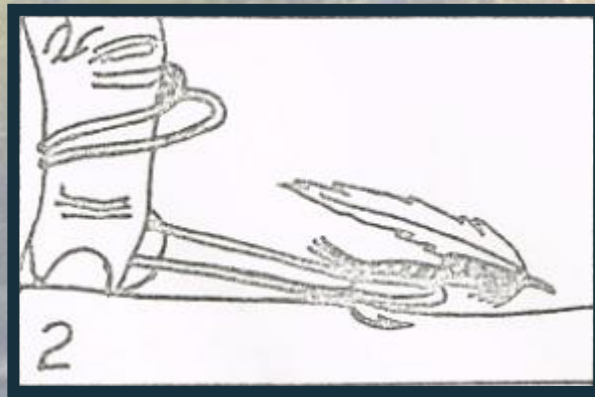


Pull Elk Hair back and wrap thread to form head of Elk Hair and to form wing. Whip finish and apply head cement to thread.

Hook Removal Techniques – From the Flyline Archives



This hook removal tip (from Flyline Archive - Jan 1981) is reprinted from the San Jose Flycasters Bulletin. CLIFF WYATT recommended the same technique for getting a hook out of someone's flesh although he didn't bother with the loop of line or shoelace. The basic concept is the same: withdraw the hook along the path it went in, and you won't tear any more flesh. As for the painful notion that you should push the hook the rest of the way through and then clip it off, Cliff's only comment was an emphatic, "Twaddle!"


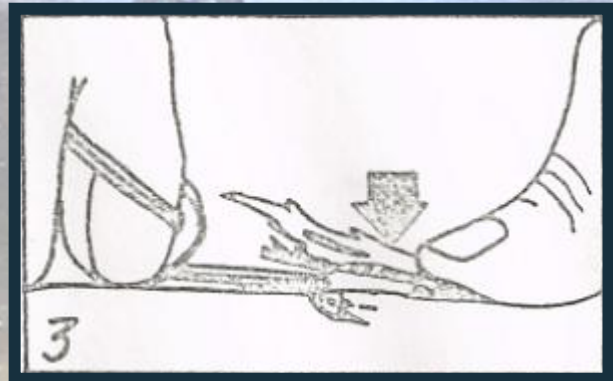


"Loop the line or shoelace through the bend of the hook and draw it gently away from the hook in a straight line, with the shank flat against the skin. Then, and this is important, press the eye of the hook down against the skin and hold it there with your thumb.

Now give the line a quick, firm yank. The hook will come free without tearing the skin or causing more than a tiny flicker of pain. The trick is to depress the hook eye and pull the string in line with the shank, flat to the skin, so the barb will back out its own hole without snagging on its exit."

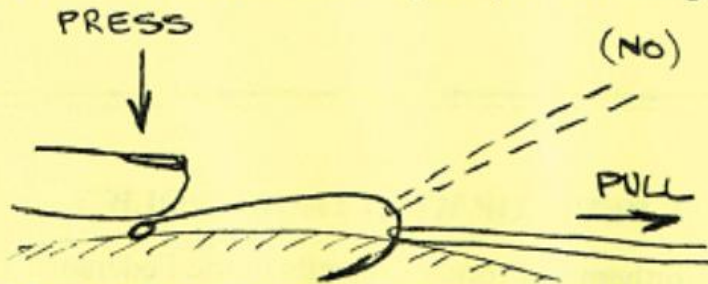
*Editors Note:

Ye oooow



"NICKEL KNOWLEDGE CORNER"

This month's nickel knowledge covers removing that misplaced hook from yourself or someone else. (We have had a few such incidents over the years.) The first thing to do is always use barbless hooks,



but this procedure works well on barbed hooks. Referring to the drawing, place a loop of leader tippet material around the bend of the hook. Press down on the eye of the hook and firmly pull on the leader tippet material straight along the skin line, not up at an angle. The hook will back out along the same line that it went in on, including the barb. Aguabonitas' have removed hooks from hands, arms, feet, and even a lip with this method. It really works!

May 1997 Flyline

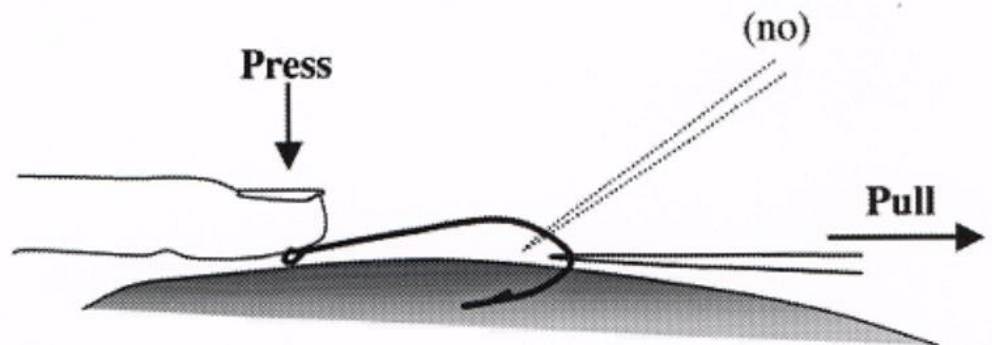
Aguabonita Flyline - June 2002

Education:

From the Aguabonita Flyline,
May 1997,
"Nickel Knowledge Corner"

Hook Removal

(from you or a friend, if you still
have one after hooking him/her)



This month's Nickel Knowledge covers removing that misplaced hook from yourself or someone else (we've had a few such incidents over the years).


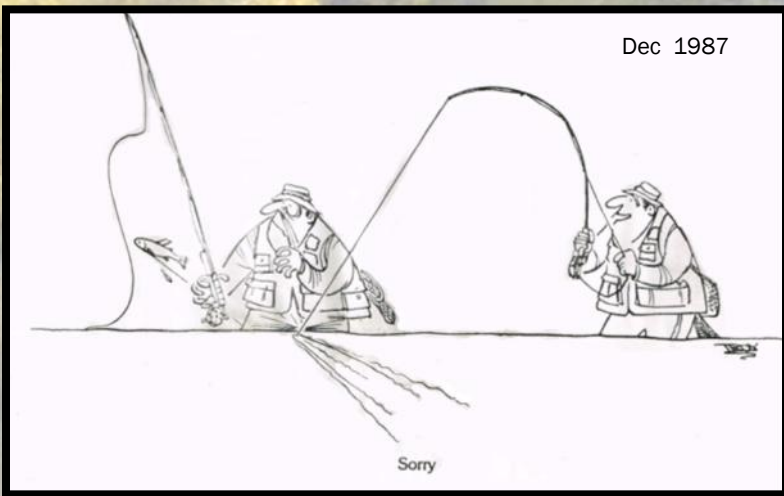
The first thing to do is always use barbless hooks, but this procedure works well on barbed hooks, too. Referring to the drawing, place a loop of leader tippet material around the bend of the hook. Press down on the eye of the hook and firmly pull on the leader tippet material, straight along the skin line, not up at an angle. The hook will back out along the same line that it went in, including the barb. Aguabonita's have removed hooks from hands, arms, feet, and even a lip with this method. It really works!

(Contributed by Chuck Newmyer)

Flyline Funnies



Over the years, the Flyline has published a wide variety of flyfishing humor. Just as Krystal Flash adds a little sparkle to your favorite fly pattern, the hope is that “Flyline Funnies” will add a chuckle to your day, and dust off a memory or two. The nuggets of wisdom and humor are all gleaned from back issues of the Flyline. Sit back and enjoy the timeless humor of our sport. Today’s topic is “Don’t you just hate it when”



Club Officers

President

Karl Zellner (760) 499-6361

zellnerkm@msn.com

Vice-President

Justin Byrne (760) 301-2594

masonryblood@gmail.com

Secretary

Dave Calvert (760) 793-8026

dave.calvert.ii@gmail.com

Treasurer

Steve Garrison (760) 608-1566

bestefar@iwvisp.com

1st Director

Brad Weich (760) 608-3708

bweich@mchsi.com

2nd Director

Brian Dutton (760) 793-0367

duttonb@gmail.com

Committee Chairs

Trout in the Classroom

*****Vacant *** If you would like to volunteer for this position contact Karl Zellner**

SWCFFI Rep

Craig Porter (760) 608-2316

cporter148@mchsi.com

Outings

Dale Harper (760) 382-4903

harperda20@hotmail.com

Membership

Lloyd Smith (760) 377-3542

lloyd.smith@hughes.net

Conservation

Karl Zellner (760) 499-6361

zellnerkm@msn.com

Education

Steve Garrison (760) 608-1566

bestefar@iwvisp.com

"The Flyline" Editor

Don Bowling (760) 375-8204

bowlingdk4@gmail.com

Equipment

Lew Albright (760) 375-8725

lralbright5@gmail.com

Webmaster

Dale Harper (760) 382-4903

harperda20@hotmail.com

Facebook admins.

Jim Hoover (760) 608-9776

Jim.Hoover@mchsi.com

Dave Calvert (760) 793-8026

dave.calvert.ii@gmail.com

Monthly Club Meeting

Due to Covid-19, general membership meetings are now held virtually online via Zoom at 7:30 pm on the first Tuesday of each month.

Annual Cost for Membership

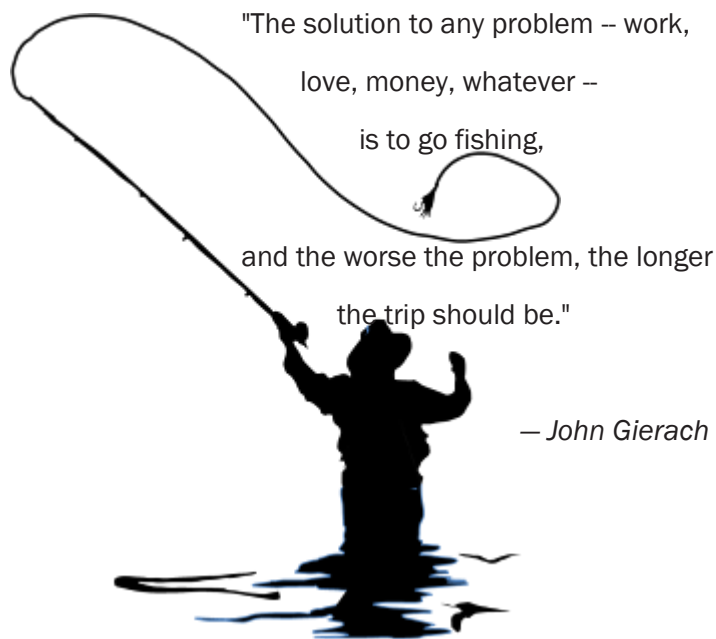
Individual membership \$35.00

Family membership \$45.00
(residing in same household)

Youth membership \$10.00

Board of Directors Meeting

During Covid-19, the board is currently meeting virtually via Zoom at 7:00 p.m. on the last Tuesday of each month to transact the business of the club. The board meetings are open to anyone with agenda items to share. To place items on the next meetings agenda, please send items to secretary Dave Calvert at (760) 793-8026.



From the Editor's Spool: Don Bowling

Out with the Old - In with the New, Hold on – Not so fast !!!



As I sit down to write this month's column, I'm not quite sure where I am going with this saying- **"Out with the Old, In with the New."** We have all heard it. Perhaps some of us, (more so, when we were younger) believed it and even advocated it. My premise is, that fly fishermen, have a unique perspective on this idea that might be useful to the rest of the world, if they would just take the time to listen to us.

So, first of all, we fishermen know that **"Out with the Old"** has its place in our fishing universe. We all know that when the zing in your zinger (i.e. the one on your fishing vest pocket !!) , zings no more it needs to be replaced. We also know that when the felt sole on your wading boots comes loose and falls off, it is time to give your boots, the boot. It's clear, there is a time and place for **"Out with the Old"**. However, **"Hold on – not so fast."** What about that favorite flannel shirt. You know, the one with the "just right feel" that has taken decades to perfect. The one that, despite the shredding elbows and fraying collars, your granddaughters like to snuggle up to when they are a bit chilly, sleepy and ready for a bedtime story in front of the fireplace.. We fishermen know that for some things, "old and worn" does not mean "no longer useful or wanted". **So, to sum it up for "Out with the Old", When something is clearly broken, cannot be fixed, inedible, worn out (as in "mother-in-law's welcome") it is time for it to go.**

So, how about, **"In with the new"**? This one is as slippery as a salamander. What is so great about new? Or more to the point; Why do we want something new? We fishermen know that new does not always equate with better. Our tackle boxes are full of "stuff" we purchased because it was advertised as being "better". Many a lure was designed to catch the eye of the fisherman rather than actually catch (and/or release) fish. Ah, you say, **what about new technology?** We now have "stuff" that is stronger, lighter, has more traction, is more flexible, more invisible, bi-visible, uv-visible, submersible, reversible, synthetic, all natural, retractable, collapsible, attractive, repellant, **BUT ...the BIG BUT.. Is it better?** We fishermen, deep down in our waders, know that we are addicted to technology, not silly technology, like cell phones, social media stuff, or electronic gadgets, (they all have their place), but important things like easily re-adjustable indicators, tippet rings, instant setting uv head cement, graphite rods, tenkara rods, fluorocarbon tippetts etc. So, where does this leave us? **When is New...better?**

As I see it, **"New" is better when "Old" no longer works.** COVID showed us that in some instances, **"Old"** was like an old pair of boots that could no longer travel on the slippery terrain that COVID was putting in our path. We needed new boots, new ways of communicating, new ways of conducting business, new ways of meeting with old friends. However, we need not throw out the **"old flannel shirt"**. It may be tattered and worn but it is still useful and wanted. Last week's "Windless Picnic/BBQ" was like putting on our "old flannel shirt", warm and comfy. Going forward **we will have to bring in the "New" and we will need everyone's help to determine which "New" is not only better, but best for our members, our club, and our sport.**

In the Background: Don Bowling



You may have noticed the new watermark background photo in this month's issue of the Flyline. The photo was taken in mid Oct. 2014, from the north side of Intake Two looking across toward the inlet of Bishop Creek (just below Aspendell on Highway 168 out of Bishop, CA). This picture reminds me that cooler days are just ahead !!

If anyone has a favorite photo that would make a suitable background for the Flyline (i.e. a vertical orientation, with photo features concentrated around the periphery - leaving center clear for Flyline articles) -- please email a copy of the photo to me at

bowlingdk4@gmail.com **CTRL + click to follow link**

Include a few details of the where, when, and why about the photo. Also, please feel free to email me any suggestions for improving the Flyline, ideas for future articles, tips on fishing, fly tying, or life in general. Thanks...

Don Bowling



Copyright 2021 All Rights Reserved

The Flyline is published by the:

Aguabonita Flyfishers

P.O. Box 2059

Ridgecrest, California 93556

The Aguabonita Flyfishers are dedicated to the conservation of fisheries, waters, watersheds, and the enhancement of fly fishing with the participation of its membership through educational outreach programs to local schools and the surrounding community, county, state, and national level projects. The Aguabonita Flyfishers are an equal opportunity club without discrimination based on gender, race, nationality, age, religion or sexual orientation.

The Aguabonita Flyfishers is an affiliated club of the Federation of Flyfishers (FFF) and its affiliate, the Southwest Council of the Federation of Flyfishers (SWCFFF). The Aguabonita Flyfishers is also affiliated with California Trout (CalTrout) and Trout Unlimited (TU).

"The Flyline" newsletter and its written content, photos, and graphics are copyrighted by the Aguabonita Flyfishers unless so noted within the body of the newsletter. No part of the "The Flyline" newsletter may be reproduced in part or its entirety or modified by any individual or organization without the express written approval of the Board of Directors of the Aguabonita Flyfishers; P.O. Box 2059, Ridgecrest, CA 93556.

Calendar of Upcoming Events:

Sept 2021

Sunday	Monday	Tuesday	Wednesday	Thursday	Friday	Saturday
			1	2	3	4
5	6	7 ABFF Meeting 7:30pm - (Zoom)	8	9	10	11 Fly Tying Session 9:00am - Noon
12	13	14	15	16	17 Deadline for Newsletter	18
19	20	21	22	23	24	25
26	27	28 Board Meeting 7pm - (Zoom)	29	30		



"The water you touch in a river is the last of that which has passed, and the first of that which is coming; thus it is with time."

— Leonardo DaVinci



Date _____

Record Number _____

Aguabonita Flyfishers

P. O. Box 2059, Ridgecrest, CA 93556

The Goals of the Club

- Improve and increase the sport of fly fishing
- Promote and work for the betterment of fishing waters
- Provide assistance to club members to help them become more effective flyfishers and to promote the fellowship of the membership
- Encourage and assist others to become flyfishers and true sportsmen
- Encourage and advocate conservation of fishes, waters, and watershed

MEMBERSHIP APPLICATION

Last Name _____

First Name _____

Street Address _____

City _____

State _____ Zip Code _____

Telephone Number _____

Email Address _____

How would you like to receive the *Flyline* newsletter? Email USPS

Would you like a badge (s)? Yes No

How would you like your name (s) to appear on badge? _____

What is your spouse's name? _____

What are the names of family associate members? _____

FEES

PAID

One Time Membership Initiation Fee (\$10.00) _____

Annual Individual Member (\$35.00) _____

Annual Family Membership (Single residence) (\$45.00) _____

Annual Youth Only Member (\$10.00) _____

Life Member (\$350.00) _____

Total Due _____

FIRST CLASS

Aguabonita Flyfishers
P.O. Box 2059
Ridgecrest, CA 93556

Aims and Purposes of the Aguabonita Flyfishers:

To improve and increase the sport of fly fishing

To promote and work for the betterment of fishing waters

To provide assistance to club members to help them become more effective fly fishermen and to promote the fellowship of the membership

To encourage and assist others to become fly fishermen and true sportsmen

To encourage and advocate conservation of fisheries, waters, and watersheds

